

FORD FIESTA SPRINT CUP

Drivers Briefing – Trophy of the Dunes
CM.Com Circuit Zandvoort



Welcome

Race Director Team:

Jaap Molmans / Max Braams
Bobbe Veldkamp/ Annemieke Veldkamp

Stewards:

Gerard du Pré / Carel ten Horn
Leo Suetens / Aart de Wilde

Secretary of the meeting

Ria Waterreus

Team Relations:

Eric de Jongh
Koen Wijckmans

Promotor:

Renata Aartsen
Dick van Elk



Sportity

For direct event information please download the Sportity app and insert this password:

FFSC2022
VRM2022

Time schedule V10



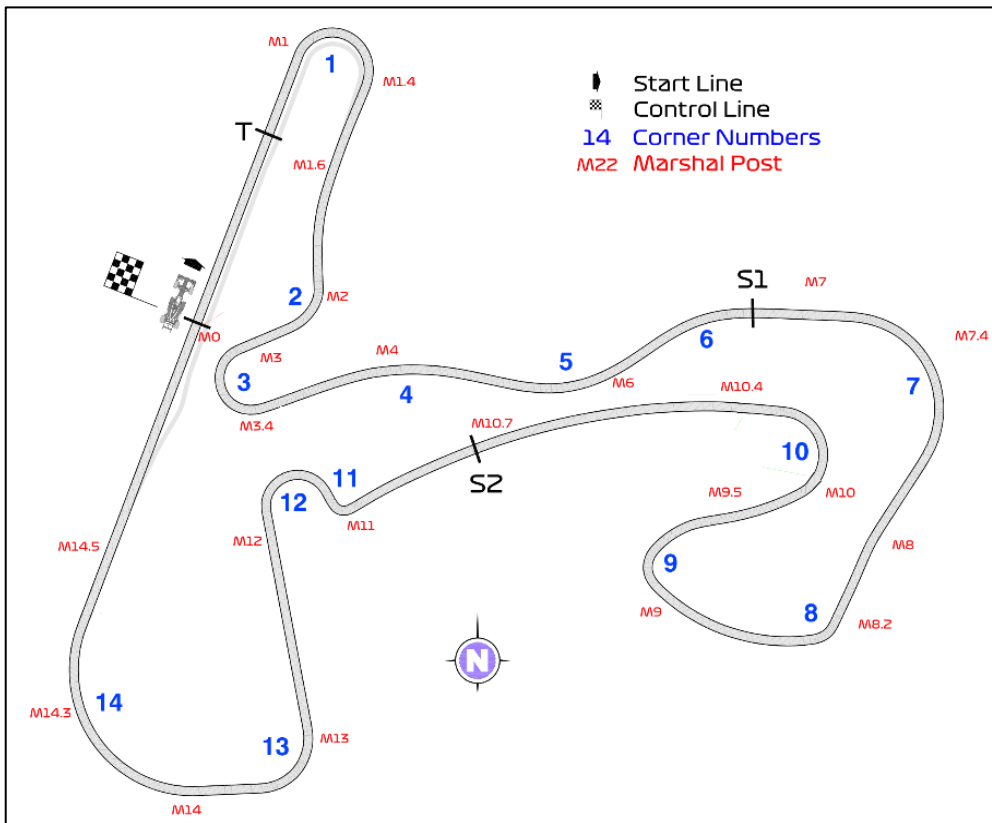
Available on the
App Store



Get it on
Google play



The Circuit

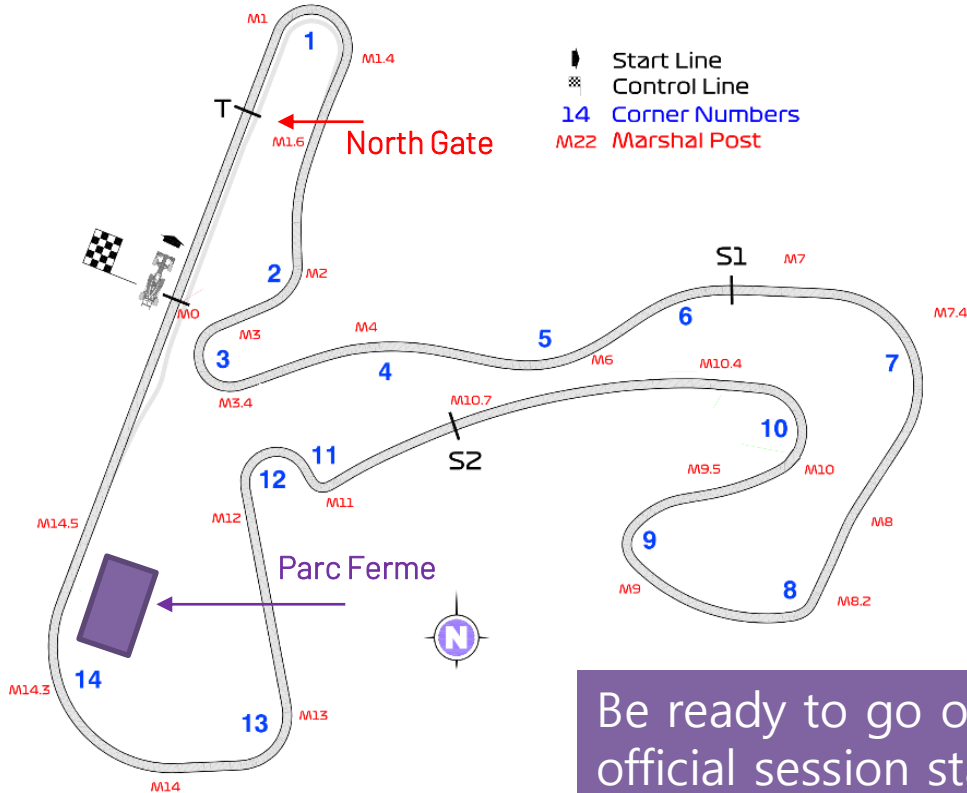


Circuit Zandvoort

- Length: 4.259 meter
- Direction: Clockwise
- Start: Standing start
- Pole Position: Left Side
- Pit Exit: Exit of Turn 1, track right
- Start and Finish Line: are not the same (offset approx. 56,23m)
- Penalty Area: Underneath Podium, in front of Race Control
- Pitlane Speed: 60 KM/H
- Pre Start Area for the races: Paddock 2, in front of T13
- Scrutineering Bay / Parc Ferme: Paddock 2 (Tyre Forms)
- Banked turns (T3 & T14): Slow? Stay Low!

All cars must be at the pre-start area **20 min. before** the official session starting time

Logistics Training

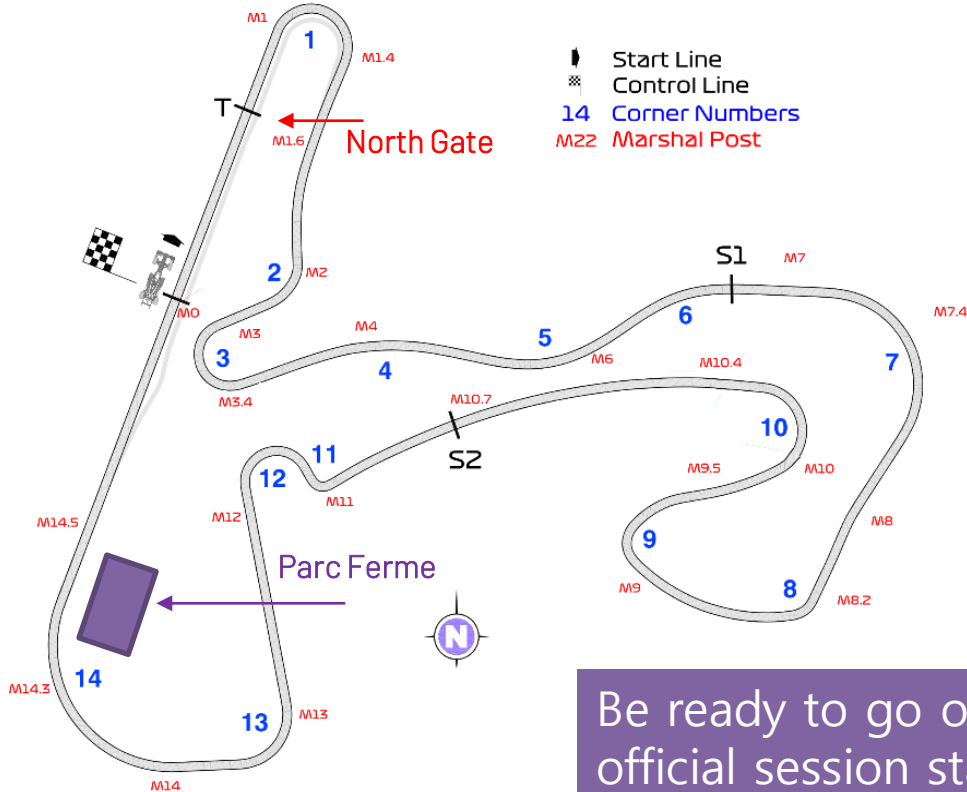


- Pre-Assembly Area is at **North Gate** for cars who are located in Paddock 1 and 2.
- **Free Practice** and **Qualifying** will be started from the pitlane or the North Gate.
- At the **end of Free Practice**, all cars will leave the track using the **Pit Lane Entry**. Cars who have their Team on the paddock (1 or 2) can leave the pitlane using the **North Gate** at the Pit Lane Exit

At the **end of Qualifying**, all cars will leave the track using **MP13** at T13 and head directly to **Parc Ferme**.

Be ready to go on track **20 min. before** the official session starting time

Logistics Races



- Pre-Assembly Area is at **North Gate** for cars who are located in Paddock 1 and 2.
- Cars will put in order on the **GRID**
- At the **end of Race**, all cars, expected the **top 3 overall cars** will leave the track using **MP13** at T13 and head directly to **Parc Ferme**.
- Top 3 cars head into pitlane and will be drive by team to Parc Ferme

Be ready to go on track **20 min. before** the official session starting time

Zaterdag 1 okt		12°/17°	16,6 mm			
Zondag 2 okt		12°/17°	8,5 mm			

- As the track is declared WET Track → Rain light is mandatory
- If necessary we can decide to start behind Safety car
 - At 3 minute signal Safety car will stay on position and turn on his lights
 - No formation laps – at least 2 laps behind safety car

Run off T1

FORD FIESTA
SPRINT CUP-NL
FORD FIESTA
SPRINT CUP-BE




Run off T8



Return on track, give way!

Asfalt run off area

Run off T11



Asfalt run off area

Finish Control Line | Signalling Area

FORD FIESTA
SPRINT CUP-NL
FORD FIESTA
SPRINT CUP-BE



Start Line

FORD FIESTA
SPRINT CUP-NL
FORD FIESTA
SPRINT CUP-BE



Pit Speed 60 km/h | Start Timing Loop


FORD FIESTA
SPRINT CUP-NL
FORD FIESTA
SPRINT CUP-BE



Pit Lane Entry Loop

Start 60 KM/H

End Pit Speed 60 km/h & Timing Loop



Pit Exit Lights

“North Gate”

End 60 KM/H

Pit Lane Exit Loop

Penalty Box



- Technical Flag (Meatball)



- Black Flag




~~- Warning Flag~~

White Line Pit Lane Exit

FORD FIESTA
SPRINT CUP-NL
FORD FIESTA
SPRINT CUP-BE

Safety Car Line 2

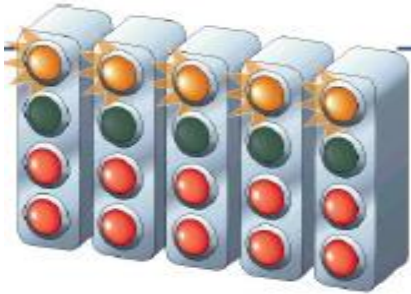
Do not Touch while leaving pits



Basics – Starting Procedure

- Know your grid position
- No tyre trolleys on the grid
- Wait for the warm-up lap to start (green flag & green lights in gantry)
- Red lights out = start race

Start delayed



- In the occasion of problems on the grid or during the formation lap, the Race Director may decide **not** to start the race.
The start will be aborted.
- In this case, the red lights on the starting gantry remains red and orange lights will flash.
- The sign **Start Delayed** will be displayed
- A new formation lap will follow, when the **green lights** on the gantry have been activated (race time starts)

Good to know


Grid position race 1	= Reversed split top 5 per cup
Grid position race 2	= Split top 5 per cup
Too late	= Start from Pit Lane
Full Course Yellow	= 80k/h (FCY) (Yellow flashing LED panels, FCY signs from marshals)
Safety-Car (SC)	= Wait for 1 st green flag at finish line (SC blinking on LED panels)
Technical problem?	= Please make a sensible discussion
Leave the car?	= Stand safe behind the guardrail
Chequered Flag	= Do not overtake in your cooling down lap!

First 3 of winning series drive to podium, other cars go immediately to Parc Fermé


Track Limits

FORD FIESTA
SPRINT CUP-NL
FORD FIESTA
SPRINT CUP-BE

Tracklimits!



Safety – Stopping on Track



- An orange armco means an opening in the guardrail.
- It's a safe place to park your car after a technical defect

Flag Signals – Red Flag



- Reduce Speed. Be Prepared to Stop!
- Session is Suspended
- Follow Marshall's Instructions

Free Practice & Qualifying

All cars into pitlane

Race

All cars in 1 line before the finish line

Examples

- Jumpstart
- Ignoring flag signals or Instructions from marshals
- Overtaking under yellow, red or after chequered flag
- Speeding under FCY, Pit lane, Yellow.
- Dangerous driving behaviour with or without contact
- Unsportsmanlike behaviour
- Change direction more than once
- Take advantage of an unclear situation
- Track limits

Penalties will be applied based on a fixed penalty list

- Deleting (fastest) lap time(s)
- Time penalty
- Position penalty
- Grid penalty
- Starting from pitlane
- Drive through
- Stop and Go
- Stewards decisions

Penalty can come with extra point(s) on your licence:

5 Points	drop of 3 places on the grid next race
8 Points	drop of 10 places on the grid next race
10 Points	Start from pit lane next race

QUESTIONS? MAKE IT A GREAT WEEKEND!

SAFETY – RESPECT – SPORTSMANSHIP

